

PSC-WCM-100/200(-EC)-BLE-CB | Wireless Fixture Controller Tunable White

Overview

- Casambi Bluetooth Mesh
- 2 Channels of 0-10 Dimming
- Active High output for Relay drive
- High-End Trim, Zoning, Continuous Bi-level Dimming, Scheduling
- 48V Supply selectable



Suitable for Indoor Use Only



Applications

The 2 Channels Wireless Fixture Controllers allow for two channels of 0-10 dimming, active high relay control, and has a general purpose I/O. These controllers are controlled wirelessly via Bluetooth Mesh technology allowing for wireless dimming of LED lighting. The compact size allows for seamless integration to the fixture.

Alternate input voltages are available for voltages rated 18-48V.

Wireless Control Operation

Proprietary Casambi Bluetooth Mesh: The unit can pair with an Android or iOS application to allow initial setup and subsequent adjustments. End users can program dimming levels and group multiple

2 Channel Dimming: allows for two 0-10 dimming channels for driver control. These controllers allow for color temperature mixing of the two color white

Relay Control: High control output can be used to trigger relays or other control circuitry.

See McWong_Casambi Commissioning User Manual for more info.

Accessories

Power Pack: The PSC-WCM-100/200(-EC)-BLE-CB operate on 12-24VDC/18-48VDC input and require a separate power pack such as the PacWave™ PSC-AC-PP-200/400/700C/800/900.

Alternatively, the unit can also operate with a driver that has an auxiliary output (12V) or high voltage 18-48 VDC.

Summary

Product Type:
Wireless Fixture Controller

Input Voltage | Current Consumption:
12-24 / 18-48 VDC | 100 mA

0-10V Output (x2): 100 mA

High: 12VDC

Mounting:
Fixture mount

Max Bluetooth Range¹:
49 ~ 65ft (15 ~ 20m)

Operating Temperature:
-30° C to 70° C

Storage Temperature:
-40° C to 85° C

Relative Humidity:
90-95% non-condensing at 30° C

Color: White

Warranty: 5 years

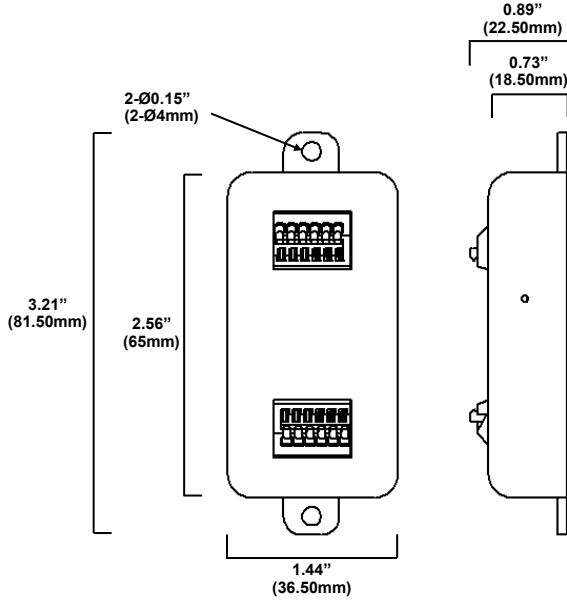
Note:

1. Bluetooth Range is highly dependent on the integration of fixtures, surrounding environment and conditions. It is recommended to conduct testing for range accuracy.

How to Order

Model No.	Description	Input Voltage	Output
PSC-WCM-200-BLE-CB	HV Wireless Fixture Controller, Tunable White, Casambi Bluetooth Mesh	18-48 VDC	0-10 VDC x2 Control High
PSC-WCM-200-EC-BLE-CB	HV Wireless Fixture Controller, Tunable White, Casambi Bluetooth Mesh	18-48 VDC	0-10 VDC x2
PSC-WCM-100-BLE-CB	Wireless Fixture Controller, Tunable White, Casambi Bluetooth Mesh	12-24 VDC	0-10 VDC x2 Control High
PSC-WCM-100-EC-BLE-CB	Wireless Fixture Controller, Tunable White, Casambi Bluetooth Mesh	12-24 VDC	0-10 VDC x2

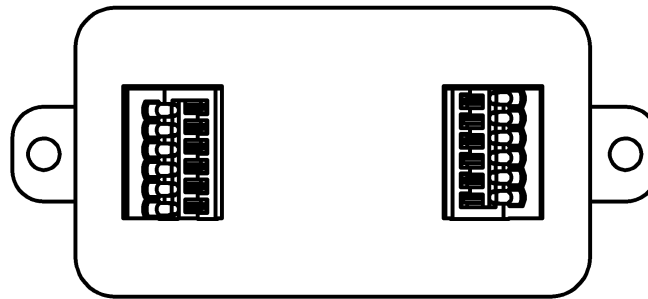
Physical Dimensions



Drawings are Not to Scale

Wiring Diagram

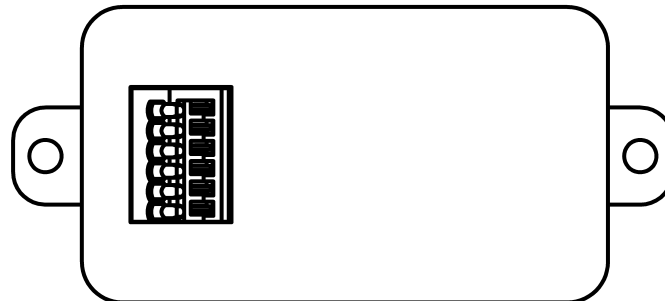
- Pin 1: Vin
- Pin 2: GND
- Pin 3: CH1 DIM +
- Pin 4: CH1 DIM -
- Pin 5: CH2 DIM +
- Pin 6: CH2 DIM -



PSC-WCM-100-BLE-SR / PSC-WCM-200-BLE-CB

- Pin 7: DIGITAL I/O
- Pin 8: Relay High
- Pin 9: GND
- Pin 10:
- Pin 11:
- Pin 12:

- Pin 1: Vin
- Pin 2: GND
- Pin 3: CH1 DIM +
- Pin 4: CH1 DIM -
- Pin 5: CH2 DIM +
- Pin 6: CH2 DIM -



PSC-WCM-100-EC-BLE-CB / PSC-WCM-200-EC-BLE-CB

Wireless Block Diagram:

