

# LEM-M20-056-0350-U | LED Emergency Driver

## Overview

### Applications

The Pacific LEM Series of low-profile LED emergency drivers are designed to provide emergency backup power for LED lighting in indoor and damp location luminaires. It replaces emergency fluorescent ballasts when fixtures are converted from fluorescent to LED light sources.

For standard applications, this system requires three separate parts: to operate: (1) one non-emergency LED driver, (2) one LED emergency driver, and (3) two battery packs (contact manufacturer for alternate form factors).

For emergency-only applications, this system requires two parts: (1) one LED emergency driver, and (2) two battery packs.

### Standard Features

- Designed for Safety compliance to UL 924; CAN/CSA-C22.2 No. 141-10 and NFPA requirements for 90 minute egress
- Open circuit / short circuit protection
- Operating temperature: 32°F/0°C to 122F/50°C
- Test switch / charging indicator light
- Emergency reaction time ≤ 1 sec
- Powder coat steel, stainless or galvanized case
- Field-replaceable battery pack with quick connect: Ni-Cd / 9.6V / C2500mAh (x2)
- Min. Lead length: 6" UL1452 solid/18AWG 1000V/90°C
- Quality construction backed by 5-year warranty

Emergency Driver and two Encased Battery Packs

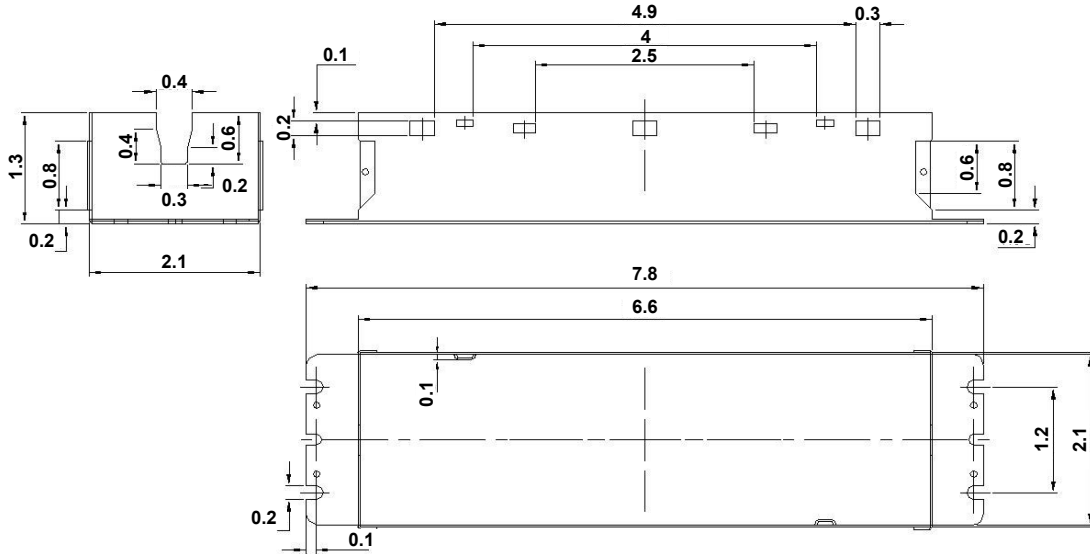


## How to Order

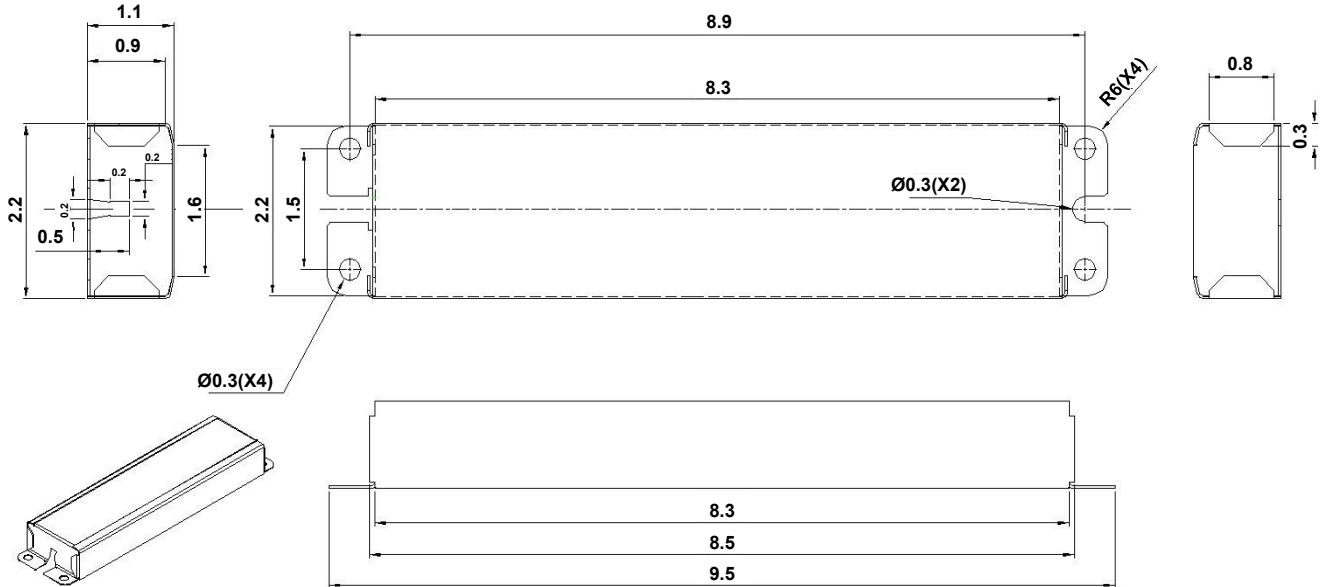
Model No.	Input Voltage (VAC)	Output Power (W)	Output Current (mA)	Output Voltage (VDC)	Battery Capacity (Ah)	Battery Voltage (VDC)	Recharge Time (hr)	Battery Pack
LEM-M20-056-0350-U	UNIV	19	350	12-56	2.5	2 x 9.6	24	Includes: 2 external packs, encased

**Dimensions**

**LEM Driver**



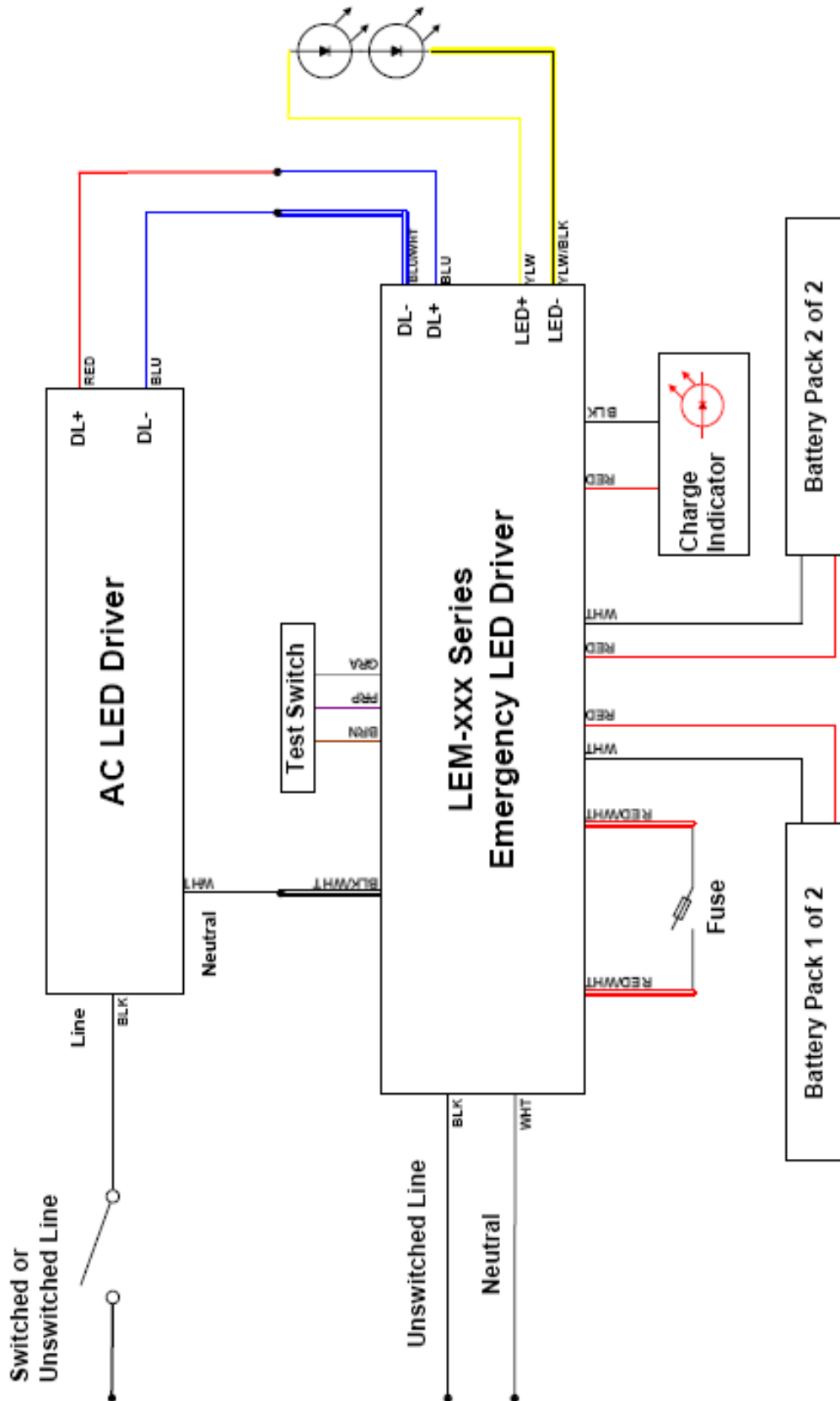
**Encased Battery Pack**



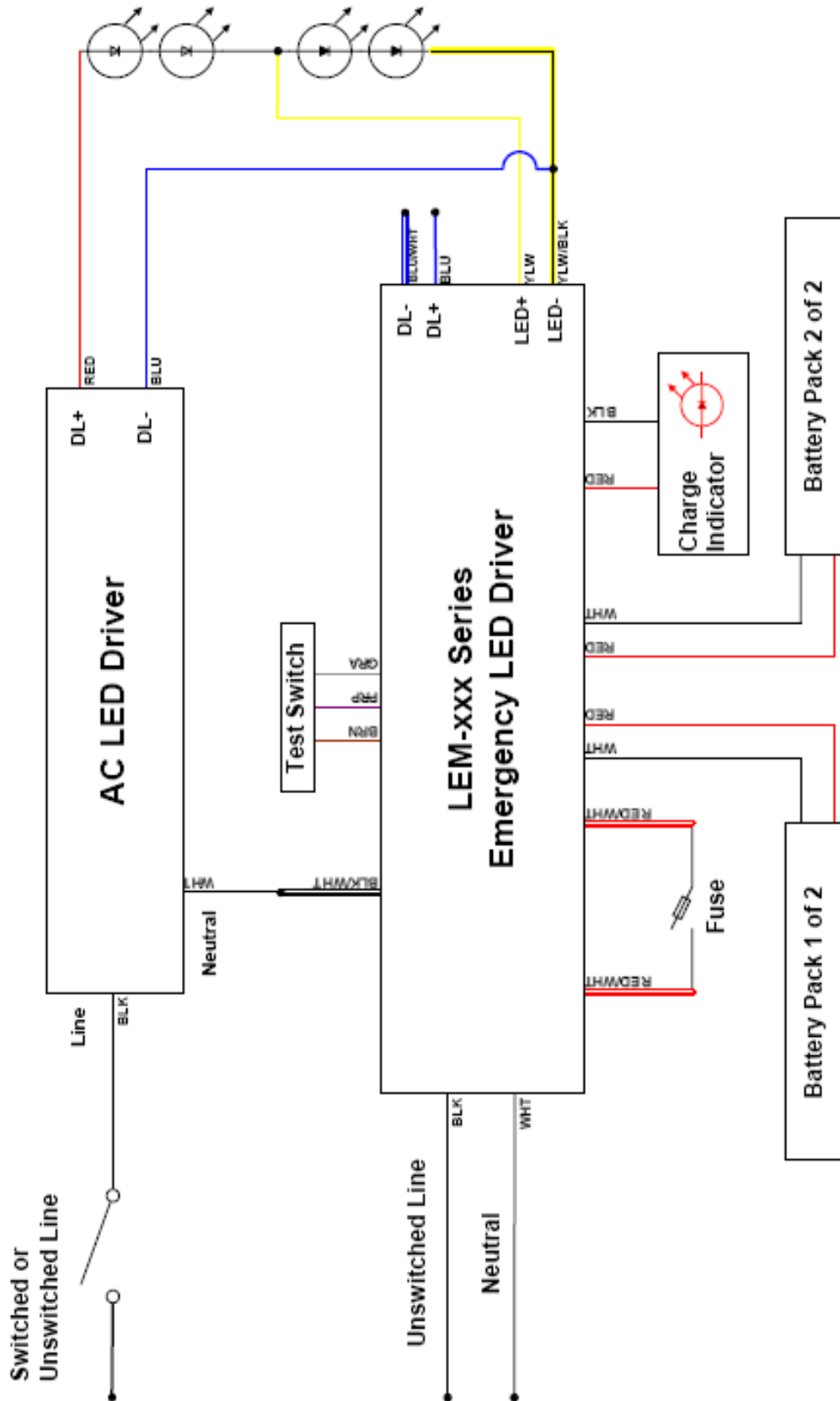
Model No.	Max Overall Length		Width		Height		Mounting Centers		Min Lead Length		Weight (lbs)
	(in)	(mm)	(in)	(mm)	(in)	(mm)	(in)	(mm)	(in)	(mm)	
LEM-M20-056-0350-U	7.8	199	2.1	53	1.3	33	7.6	193	10.2	260	0.9
BCP-NiCd-9.6-2.5-M*	9.5	240	2.2	56	1.1	28	8.9	226	15.7	400	1.8

\*The driver and battery packs are a matched set, which are automatically paired together when you order. Other battery pack options are available, but must be special ordered.

**Wiring Diagram Configuration #1: Shared Load**



Wiring Diagram Configuration #2: Partial Load



**Wiring Diagram Configuration #3: Separate Emergency / AC Loads**

