

# Wireless Indoor Daylight Sensor

## Overview

- Closed Loop Daylight Sensor
- Sensor Response Aligned with Human Visual Response Range
- Mounts on Ceiling
- Bluetooth® SIG Mesh
- 0-100 fc Range
- LED Status Indicator Light
- Lighted Trim
- Zoning, Continuous Dimming,
- Conforms with DLC NLC5 Cybersecurity Standards



## Applications

McWong's Wireless Daylight Sensor (PSC-ND-P-CM-DC-BLE-SR) provides automatic lighting control for a variety of indoor applications. It can be mounted on any flat surface such as ceiling or fixture.

Typical applications include classrooms, private offices, conference rooms, lobbies, corridors and any indoor areas where daylight harvesting control is needed.

## Accessories

**Power Pack:** The PSC-ND-P-CM-DC-BLE-SR operates on 12-24 VDC input and requires a separate power pack such as the McWong PacWave™ PSC-AC-PP-400/800.

Alternatively, the sensor can operate with a driver that has an auxiliary output (12V).

## Sensor Operation

**TruBlu™ Mesh Controls:** Qualified by Bluetooth SIG for its Bluetooth Mesh 1.0.1 specification, the sensor connects to a Bluetooth mesh network and is accessed via the TruBlu web portal or mobile app for configuration as well as subsequent parameter adjustments.

**User Interface:** Using the mobile app, end users can then program length of delay time/wait time (this delay prevents the system from adjusting levels as a cloud passes by or another short environmental change happens), ramp and fade time, and other settings using these commissioning tools.

**Dimming:** The sensor transmits to a TruBlu™ Fixture Controller to control LED drivers.

See TruBlu™ Commissioning User Manual for more information.



## Summary

Sensor Type:  
Daylight Sensor

Input Voltage | Current Consumption:  
12-24 VDC | 40 mA max

Photodiode: Sensor-Human Visual  
Response Range Aligned

Mounting: Ceiling

Mounting Height: 12 Ft nominal

Measuring Range: 0-100 fc (0-1076 Lux)

Max Bluetooth Range<sup>1</sup>  
100ft (30.4m)

Operating Temperature:  
-20° C to 55°C

Storage Temperature:  
-40° C to 80°C

Relative Humidity:  
90-95% non-condensing at 30°C

Color: White

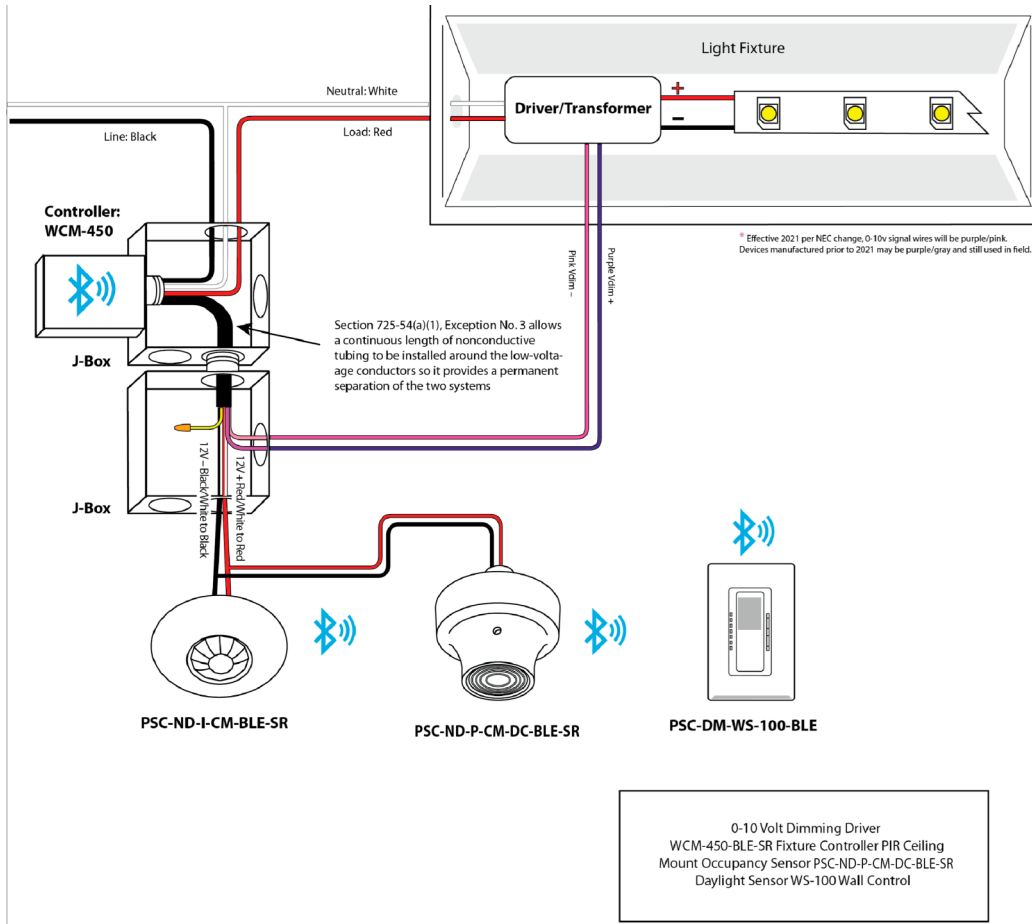
Warranty: 5 years

Note:  
1. Bluetooth Range is highly dependent on the integration of fixtures, surrounding environment and conditions. It is recommended to conduct testing for range accuracy.

Project

Location/Type

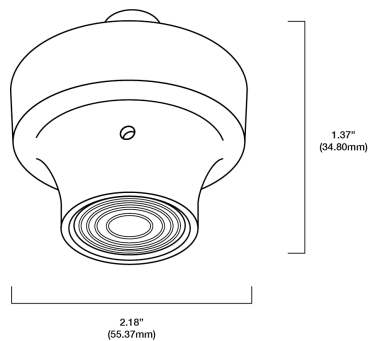
**Wiring Diagram**



**Recommended Practice**

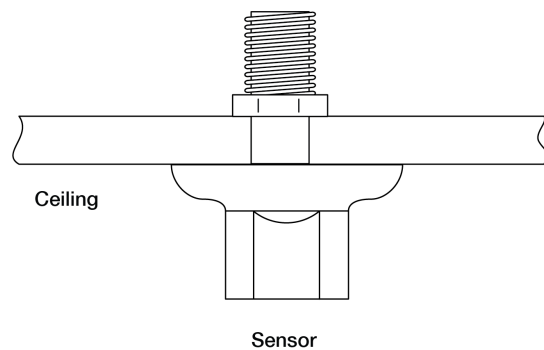
Daylight Sensors should be located in the primary or secondary (if desired) daylight zone as directed by local energy code. Sensor should be pointed down at a light colored reflective surface, like a desk.

**Physical Dimensions**



Drawings are Not to Scale

**Installation**



**How to Order**

Model No.	Description	Input Voltage	Output
PSC-ND-P-CM-DC-BLE-SR	Daylight Sensor, with Bluetooth TruBlu™ Mesh. Technology Partner Silvair	12-24VDC	Bluetooth Mesh Command

**For Line to Low Voltage Power Supply/Controller, please check McWong International™ PSC-AC-PP-200/300/400/700C/800/900.**  
Design and specifications are subject to change without notice.